




# Individual Questionnaire England

 Office for  
National Statistics



## Complete online

 [www.census.gov.uk](http://www.census.gov.uk)  
Your personal internet access code is:

OR fill in this paper questionnaire.

If your address is incorrect or missing, enter your correct address here:

Postcode

## Declaration

This questionnaire has been completed to the best of my knowledge and belief.

Signature

Date

Telephone number

We may contact you if we need to collect missing information.

There are instructions on the back page explaining how to return your questionnaire.

**Return to:**  
**FREEPOST 2011 Census,**  
**Processing Centre, UK**

## A message to everyone - act now

Everyone should be included in the census - all people, households and overnight visitors.

It is used to help plan and fund services for your community - services like transport, education and health.

Please complete your census questionnaire on 27 March 2011, or as soon as possible afterwards. You can fill it in online or on paper.

Taking part in the census is very important and it's also compulsory. You could face a fine if you don't participate or if you supply false information.




Your personal information is protected by law. Census information is kept confidential for 100 years.

So help tomorrow take shape and be part of the 2011 Census.

*J. N. Matheson*

Jil Matheson  
National Statistician

## Where can you get help?

-  [www.census.gov.uk](http://www.census.gov.uk)
-  Census helpline 0300 0201 101
-  Text Relay 18001 0300 0201 160

Help is available in large print and Braille

# I1



104001

# Important information

## Who should complete this questionnaire?

Everyone who has stayed, or intends to stay, in the United Kingdom for 3 months or more needs to be included on a census questionnaire.

This Individual Questionnaire is for 3 types of people:

- those living in a private household who have requested an Individual Questionnaire
- those who usually live in the UK and have stayed, or expect to stay, in a communal establishment for 6 months or more
- those living in a communal establishment who do not have another usual UK address

## What is a communal establishment?

A communal establishment is an establishment providing managed residential accommodation. 'Managed' in this context means full-time or part-time supervision of the accommodation. If you are living in a communal establishment you should receive this questionnaire from your establishment manager.

Examples of communal establishments include student halls of residence, boarding schools, armed forces bases, hospitals, care homes and prisons.

## This questionnaire will be scanned by a computer

### You should:

- use black or blue ink to answer
- tick your answers within the box like this:
- print your answers within the box like this: 

S	M	I	T	H
---	---	---	---	---

 Use capital letters - one letter per box
- correct any mistakes by filling in the box like this: 

<del>S</del>	<del>M</del>	<del>I</del>	<del>T</del>	<del>H</del>
--------------	--------------	--------------	--------------	--------------

 or: 

S	M	<del>E</del>	I	T	H
---	---	--------------	---	---	---
- continue onto the next line (if possible) when a word will not fit, like this: 

P	A	D	D	I	N	G	T	O
N	S	T	R	E	E	T		
- follow the ➔ **Go to** instructions and leave any questions or pages you do not need to answer completely blank; any marks or lines can be mistaken for answers

# Start here

## A1 What type of accommodation is this?

- A communal establishment (for example, student hall of residence, boarding school, armed forces base, hospital, care home, prison)
- A private or family household → **Go to** Individual questions on page 4

## A2 Are you answering the questions on behalf of someone else?

- Yes - please ensure their details and not your own are inserted in this questionnaire, including question A3 below
- No, I am answering for myself

## A3 What is your position in this establishment?

- If you are answering on behalf of someone else, please record their position and not your own
- Resident (for example, student, member of armed forces, patient, detainee)
- Staff or owner
- Family member or partner of staff or owner

Now → **Go to Individual questions on page 4**



# Individual questions

## 1 What is your name?

First name

Last name

## 2 What is your sex?

Male  Female

## 3 What is your date of birth?

Day Month Year

## 4 On 27 March 2011, what is your legal marital or same-sex civil partnership status?

- |  |  |
|--|--|
| <input type="checkbox"/> Never married and never registered a same-sex civil partnership | <input type="checkbox"/> In a registered same-sex civil partnership                              |
| <input type="checkbox"/> Married   | <input type="checkbox"/> Separated, but still legally in a same-sex civil partnership            |
| <input type="checkbox"/> Separated, but still legally married                            | <input type="checkbox"/> Formerly in a same-sex civil partnership which is now legally dissolved |
| <input type="checkbox"/> Divorced  | <input type="checkbox"/> Surviving partner from a same-sex civil partnership                     |
| <input type="checkbox"/> Widowed   |  |

## 5 Do you stay at another address for more than 30 days a year?

- No → **Go to 7**
- Yes, write in other UK address below




Postcode

OR  Yes, outside the UK, write in country

## 6 What is that address?

- Armed forces base address
- Another address when working away from home
- Student's home address
- Student's term time address
- Another parent or guardian's address
- Holiday home
- Other

## 7 Are you a schoolchild or student in full-time education?

Yes  No → **Go to 9**

## 8 During term time, do you live:

- at the address on the front of this questionnaire?
- at the address in question 5? → **Go to 43**
- at another address? → **Go to 43**

## 9 What is your country of birth?

- England → **Go to 13**
- Wales → **Go to 13**
- Scotland → **Go to 13**
- Northern Ireland → **Go to 13**
- Republic of Ireland
- Elsewhere, write in the current name of country

## 10 If you were not born in the United Kingdom, when did you most recently arrive to live here?

→ Do not count short visits away from the UK

Month Year

## 11 If you arrived before 27 March 2010 → **Go to 13**

If you arrived on or after 27 March 2010 → **Go to 12**

## 12 Including the time you have already spent here, how long do you intend to stay in the United Kingdom?

- Less than 6 months
- 6 months or more but less than 12 months
- 12 months or more

## 13 How is your health in general?

Very good Good Fair Bad Very bad

## 14 Do you look after, or give any help or support to family members, friends, neighbours or others because of either:

- long-term physical or mental ill-health/disability?
- problems related to old age?

→ Do not count anything you do as part of your paid employment

- No
- Yes, 1 - 19 hours a week
- Yes, 20 - 49 hours a week
- Yes, 50 or more hours a week





**15** How would you describe your national identity?

➔ Tick all that apply

- English
- Welsh
- Scottish
- Northern Irish
- British
- Other, write in

\_\_\_\_\_

**16** What is your ethnic group?

➔ Choose **one** section from A to E, then tick **one** box to best describe your ethnic group or background

**A White**

- English/Welsh/Scottish/Northern Irish/British
- Irish
- Gypsy or Irish Traveller
- Any other White background, write in

\_\_\_\_\_

**B Mixed/multiple ethnic groups**

- White and Black Caribbean
- White and Black African
- White and Asian
- Any other Mixed/multiple ethnic background, write in

\_\_\_\_\_

**C Asian/Asian British**

- Indian
- Pakistani
- Bangladeshi
- Chinese
- Any other Asian background, write in

\_\_\_\_\_

**D Black/African/Caribbean/Black British**

- African
- Caribbean
- Any other Black/African/Caribbean background, write in

\_\_\_\_\_

**E Other ethnic group**

- Arab
- Any other ethnic group, write in

\_\_\_\_\_

**17** This question is intentionally left blank ➔ **Go to 18**

**18** What is your main language?

- English ➔ **Go to 20**
- Other, write in (including British Sign Language)

\_\_\_\_\_

**19** How well can you speak English?

- |                          |                          |                          |                          |
|--------------------------|--------------------------|--------------------------|--------------------------|
| Very well                | Well                     | Not well                 | Not at all               |
| <input type="checkbox"/> | <input type="checkbox"/> | <input type="checkbox"/> | <input type="checkbox"/> |

**20** What is your religion?

➔ This question is voluntary

- No religion
- Christian (including Church of England, Catholic, Protestant and all other Christian denominations)
- Buddhist
- Hindu
- Jewish
- Muslim
- Sikh
- Any other religion, write in

\_\_\_\_\_

**21** One year ago, what was your usual address?

➔ If you had no usual address one year ago, state the address where you were staying

- The address on the front of this questionnaire
- Student term time/boarding school address in the UK, write in term time address below
- Another address in the UK, write in below

\_\_\_\_\_

\_\_\_\_\_

\_\_\_\_\_

_____	Postcode	_____
-------	----------	-------

OR  Outside the UK, write in country

\_\_\_\_\_



# Individual questions - continued



**22** What passports do you hold?

Tick all that apply

- United Kingdom
- Irish
- Other, write in

--	--	--	--	--	--	--	--	--	--	--

None

**23** Are your day-to-day activities limited because of a health problem or disability which has lasted, or is expected to last, at least 12 months?

Include problems related to old age

- Yes, limited a lot
- Yes, limited a little
- No

**24** If you are aged 16 or over → Go to **25**

If you are aged 15 or under → Go to **43**

**25** Which of these qualifications do you have?

Tick **every** box that applies if you have **any** of the qualifications listed

If your UK qualification is not listed, tick the box that contains its nearest equivalent

If you have qualifications gained outside the UK, tick the 'Foreign qualifications' box and the nearest UK equivalents (if known)

- 1- 4 O levels /CSEs/GCSEs (any grades), Entry Level, Foundation Diploma
- NVQ Level 1, Foundation GNVQ, Basic Skills
- 5+ O levels (passes)/CSEs (grade 1)/GCSEs (grades A\*-C), School Certificate, 1 A level/ 2-3 AS levels/VCEs, Higher Diploma
- NVQ Level 2, Intermediate GNVQ, City and Guilds Craft, BTEC First/General Diploma, RSA Diploma
- Apprenticeship
- 2+ A levels/VCEs, 4+ AS levels, Higher School Certificate, Progression/Advanced Diploma
- NVQ Level 3, Advanced GNVQ, City and Guilds Advanced Craft, ONC, OND, BTEC National, RSA Advanced Diploma
- Degree (for example BA, BSc), Higher degree (for example MA, PhD, PGCE)
- NVQ Level 4-5, HNC, HND, RSA Higher Diploma, BTEC Higher Level
- Professional qualifications (for example teaching, nursing, accountancy)
- Other vocational/work-related qualifications
- Foreign qualifications
- No qualifications

**26** Last week, were you:

Tick all that apply

Include any paid work, including casual or temporary work, even if only for one hour

working as an employee? → Go to **32**

on a government sponsored training scheme? → Go to **32**

self-employed or freelance? → Go to **32**

working paid or unpaid for your own or your family's business? → Go to **32**

away from work ill, on maternity leave, on holiday or temporarily laid off? → Go to **32**

doing any other kind of paid work? → Go to **32**

none of the above

**27** Were you actively looking for any kind of paid work during the last four weeks?

Yes  No

**28** If a job had been available last week, could you have started it within two weeks?

Yes  No

**29** Last week, were you waiting to start a job already obtained?

Yes  No

**30** Last week, were you:

Tick all that apply

retired (whether receiving a pension or not)?

a student?

looking after home or family?

long-term sick or disabled?

other

**31** Have you ever worked?

Yes, write in the year that you last worked

--	--	--	--	--

→ Go to **32**

No, have never worked → Go to **43**



**32** Answer the remaining questions for your main job or, if not working, your last main job.

➔ Your main job is the job in which you usually work (worked) the most hours

**33** In your main job, are (were) you:

- an employee?
- self-employed or freelance without employees?
- self-employed with employees?

**34** What is (was) your full and specific job title?

- ➔ For example, PRIMARY SCHOOL TEACHER, CAR MECHANIC, DISTRICT NURSE, STRUCTURAL ENGINEER
- ➔ Do not state your grade or pay band

\_\_\_\_\_

\_\_\_\_\_

**35** Briefly describe what you do (did) in your main job.

\_\_\_\_\_

\_\_\_\_\_

**36** Do (did) you supervise any employees?

➔ Supervision involves overseeing the work of other employees on a day-to-day basis

- Yes     No

**37** At your workplace, what is (was) the main activity of your employer or business?

- ➔ For example, PRIMARY EDUCATION, REPAIRING CARS, CONTRACT CATERING, COMPUTER SERVICING
- ➔ If you are (were) a civil servant, write GOVERNMENT
- ➔ If you are (were) a local government officer, write LOCAL GOVERNMENT and give the name of your department within the local authority

\_\_\_\_\_

\_\_\_\_\_

\_\_\_\_\_

**38** In your main job, what is (was) the name of the organisation you work (worked) for?

➔ If you are (were) self-employed in your own organisation, write in the business name

\_\_\_\_\_

\_\_\_\_\_

- No organisation, for example, self-employed, freelance, or work (worked) for a private individual

**39** If you had a job last week ➔ Go to **40**

If you didn't have a job last week ➔ Go to **43**

**40** In your main job, what is the address of your workplace?

- ➔ If you work at or from home, on an offshore installation, or have no fixed workplace, tick one of the boxes below
- ➔ If you report to a depot, write in the depot address

\_\_\_\_\_

\_\_\_\_\_

\_\_\_\_\_

\_\_\_\_\_

\_\_\_\_\_

Postcode

\_\_\_\_\_

- OR
- Mainly work at or from home
  - Offshore installation
  - No fixed place

**41** How do you usually travel to work?

- ➔ Tick one box only
- ➔ Tick the box for the longest part, by distance, of your usual journey to work
- Work mainly at or from home
- Underground, metro, light rail, tram
- Train
- Bus, minibus or coach
- Taxi
- Motorcycle, scooter or moped
- Driving a car or van
- Passenger in a car or van
- Bicycle
- On foot
- Other


**42** In your main job, how many hours a week (including paid and unpaid overtime) do you usually work?

- 15 or less
- 16 - 30
- 31 - 48
- 49 or more

**43** There are no more questions.

➔ Go to the back page for instructions explaining how to return your questionnaire, then

➔ Go to the Declaration on the front page



## How do I return my completed questionnaire?

All the personal information that you give us will be kept strictly confidential and will only be used for statistical purposes. Depending on which type of accommodation you live in, you should return your questionnaire using the instructions below.

### If you live in a communal establishment:

- put your completed and signed questionnaire into the privacy envelope provided and give it to your establishment manager
- if you have lost your privacy envelope, please ask your establishment manager for another one

### If you live in a private household:

- post your completed and signed questionnaire back in the pre-paid envelope provided
- if you have lost your envelope, put your completed and signed questionnaire into a plain envelope and post it to the address below

FREEPOST 2011 Census,  
Processing Centre, UK

Remember to sign the Declaration on the front page before you return your completed questionnaire.

